

First Quarter Results 2006

May 23, 2006

Audio Webcast Conference Call




Crucell

Disclaimer

The presentation contains or may contain forward-looking statements within the meaning of the U.S. Private Securities Litigation Reform Act of 1995. It is important to note that the company's actual results could differ materially from the statements, based on a number of important factors. Crucell's filings with the U.S. SEC contain cautionary statements identifying important factors affecting such forward-looking statements, including certain risks and uncertainties, that could cause actual results to differ materially from projections contained in any forward-looking statements made by the company.

Agenda

- Highlights First Quarter 2006 Ronald Brus
- Financial Results Leonard Kruimer
- Q&A



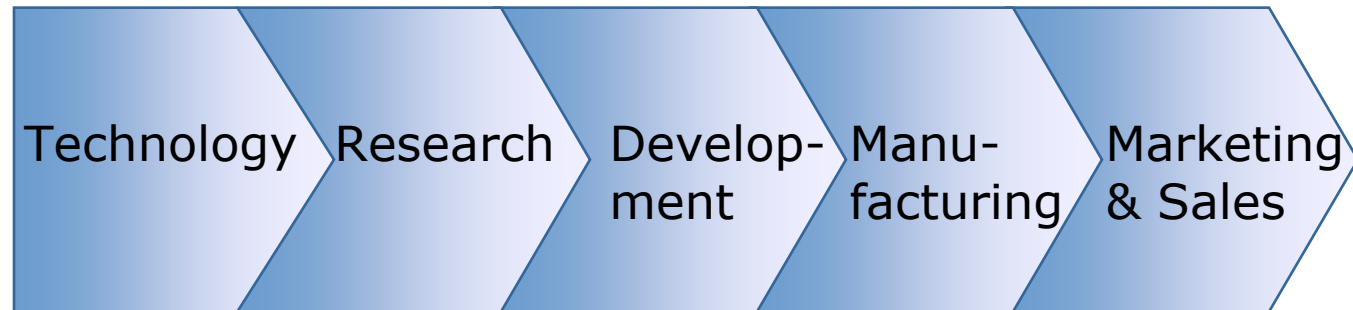
Key data Crucell

Based in	The Netherlands
Listing	Euronext, NASDAQ and SWX
Employees	~ 900
Technology	Proprietary PER.C6® cell culture production technology
Products	Vaccines and antibodies for infectious diseases
Facilities	Switzerland, Korea, Spain, Netherlands
Partners	45 Licensees; global distributor network
Holding	10 % Galapagos Genomics N.V.

Crucell Strategy

“Growing & Optimizing Vaccines”

Vaccines



Proteins & Antibodies



“Leveraging Technology”



Q1 Operational/Strategic Highlights


- Successful acquisition of Berna
 - Integration substantially completed
 - Cancellation of remaining minority held shares
- Aligning portfolio of activities with strategic priorities
 - Divestment of Rhein Biotech/Dr. E. Gräub
- Quinvaxem™ KFDA approved
- PER.C6® licenses (UMN Pharma, UCB, Ark Therapeutics)
- STAR™ license for Xoma Ltd.

Status Report - Programs

- **Seasonal and pandemic flu vaccines with sanofi pasteur**
 - Seasonal vaccine trials: Phase I Q3/Q4 2006
 - Pandemic vaccine trials: Phase I/II May 2006; FLUPAN H7N1 Sept. 2006
- **Tuberculosis vaccine with Aeras**
 - Phase I clinical trial in Europe Q3 2006
- **Ebola vaccine with VRC**
 - Phase I clinical trial Q3 2006


Status Report – Programs *cont'd*

- **Rabies antibody product**
 - IND application planned for Q3 2006
- **West Nile vaccine**
 - Phase I clinical trial started
- **Malaria vaccine**
 - Phase I clinical trial planned for Q3 2006



Late-Stage Pipeline

Projects	Preclinical	I	II	III	Filing	Expected Launch
Yellow fever					Done	H1 2007
Aerugen					2006	2007
DTPw-HepB					Done	2006
Quinvaxem					Done	KFDA approved



Early-Stage Pipeline

Projects	Preclinical	I	II	III	Potential Peak Sales (US\$m)	Partner
Influenza		'06			1,500	sanofi aventis
West Nile					400	in house
Ebola		'06			100	NIH
Malaria		'06			200	GSK/WRAIR
Rabies		'06			100	in house
TB		'06			100	Aeras
Factor V					1000+	in house




2006: Focus on product development and marketing of vaccines

- Marketing Quinvaxem™ (DTP-HepB-Hib) third quarter 2006
- Start of Phase I clinical trials: seasonal/pandemic influenza, Ebola, malaria, TB and rabies
- Continuing licensing business (PER.C6®, STAR™)
- First protein partnering agreement to be expected
- Initiating business on AdVac®
- Cash break even expected in 2007

Agenda

- Highlights First Quarter 2006 Ronald Brus
- Financial Results Leonard Kruimer
- Q&A



Financial Highlights

- Purchase price allocation results in € 141.1 mill increase over book value of acquired assets
- As a result, depreciation and amortization increase in 2006; modest goodwill
- Cost of sales in Q1 reflects higher amortization and inventory charges of € 5.5 mill
- Integration expenses of € 1.5 mill included in SG&A
- Cash up € 67.0 mill to € 178.7 mill
- Additional cash deposits € 19.0 mill

Results Q1

€ million, except per share data

	Q1 2006	Q1 2005
Revenues	11.7	4.3
Gross operating margin	2.3	4.1
EBIT	(15.4)	(5.7)
Net loss – Crucell equity	(14.7)	(5.3)
Net loss per share	(0.29)	(0.14)

Results Q1

€ million

	Q1 2006	Q1 2005
Revenues		
Product sales	7.0	--
License revenues	2.3	1.8
Service fees	2.4	2.5
	<u>11.7</u>	<u>4.3</u>
Other operating income		
Grants	1.0	1.6
Other	1.0	--
	<u>1.0</u>	<u>--</u>
Total revenues and operating income	<u><u>13.7</u></u>	<u><u>5.9</u></u>

Costs of goods sold

€ million

	Q1 2006	Q1 2005
Cost of goods sold	9.7	--
Cost of service fees	<u>1.7</u>	<u>1.9</u>
	<u>11.4</u>	<u>1.9</u>

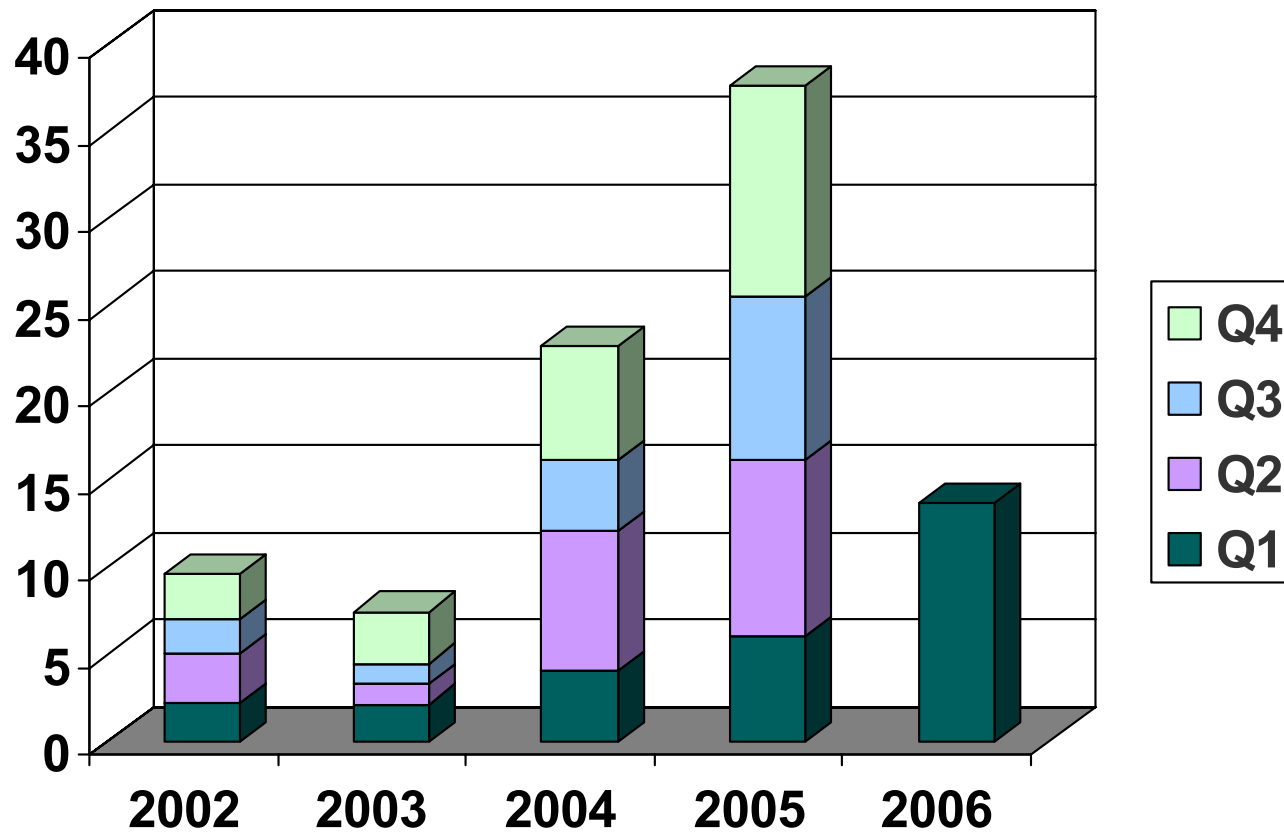
Expenses

€ million

	Q1 2006	Q1 2005
R&D	10.6	7.0
SG&A	<u>7.1</u>	<u>2.8</u>
	<u>17.7</u>	<u>9.8</u>

Revenue per quarter

€ million



Purchase price allocation: Berna assets revalued at FMV

- Fair market value (FMV) at Feb. 22, 2006 € 320 mill
- Book value was € 178.9 mill
- Step up in value € 141.1 mill
- Based on acquisition costs of € 356 mill for 98% of shares outstanding
- Final asset values and goodwill subject to change pending completion of PPA

Cash flow


€ million

	Q1 2006	Q1 2005
Cash used in operations	(12.8)	(3.5)
Investments	70.2	(0.3)
Financing	<u>9.6</u>	<u>4.0</u>
Net increase cash	67.0	0.2
Beginning balance cash	<u>111.7</u>	<u>76.7</u>
Cash March 31, 2006	<u><u>178.7</u></u>	<u><u>76.9</u></u>

Reserves - March 31, 2006


Outlook

- 2006 year of integration
- 2006 revenues € 130 to € 150 million
- Total cash outflow € 33 to € 38 million




Agenda

- Highlights First Quarter 2006 Ronald Brus
- Financial Results Leonard Kruimer
- Q&A



Copyright 2006 Crucell N.V.: Crucell does not allow reproduction, republishing, uploading, posting, transmission or distribution in any way the contents of this presentation, for public or commercial purposes, without written permission by Crucell.

Information presented in this presentation is not complete without an accompanying verbal explanation, and should not be considered open to interpretation.



**For more information:
www.crucell.com**

Crucell

